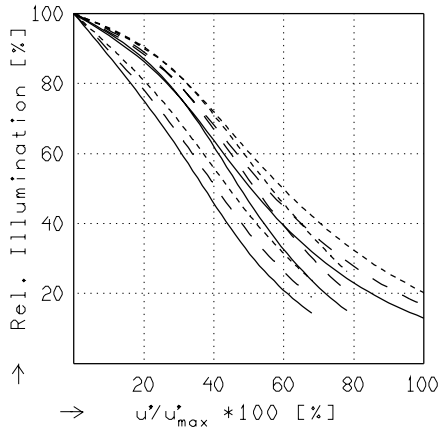
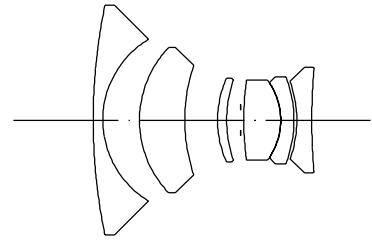


SUPER-SYMMAR XL 5.6/150 ASPH.

$f' = 148.1 \text{ mm}$ $\beta_p = 1.027$
 $s_F = -107.6 \text{ mm}$ $s_{EP} = 36.6 \text{ mm}$
 $s_{F'} = 135.9 \text{ mm}$ $s_{A'P} = -16.1 \text{ mm}$
 $HH' = 24.8 \text{ mm}$ $\Sigma d = 77.4 \text{ mm}$

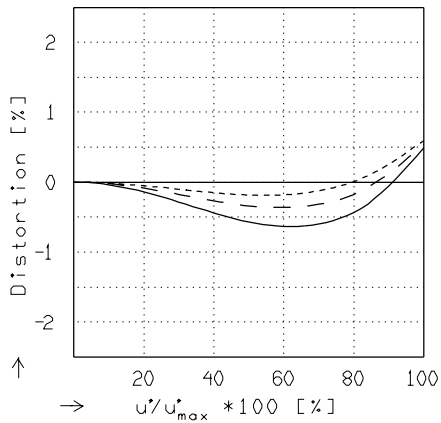


RELATIVE ILLUMINATION

The relative illumination is shown for the given focal distances or magnifications.

$f / 5.6$ $f / 8.0$ $f / 22.0$

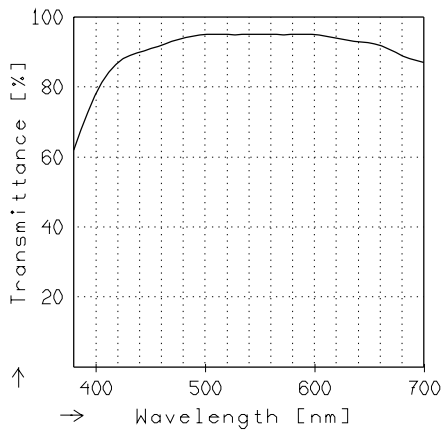
— $\beta' = 0.0000$ $u'_{max} = 193.9$ $00' = \infty$
 - - $\beta' = -0.1000$ $u'_{max} = 194.0$ $00' = 1816.$
 - · - $\beta' = -0.2000$ $u'_{max} = 194.2$ $00' = 1091.$



DISTORTION

Distortion is shown for the given focal distances or magnifications. Positive values indicate pincushion distortion and negative values barrel distortion.

— $\beta' = 0.0000$ $u'_{max} = 193.9$ $00' = \infty$
 - - $\beta' = -0.1000$ $u'_{max} = 194.0$ $00' = 1816.$
 - · - $\beta' = -0.2000$ $u'_{max} = 194.2$ $00' = 1091.$



TRANSMITTANCE

Relative spectral transmittance is shown with reference to wavelength.

Jos. Schneider Optische Werke GmbH
 Ringstrasse 132 55543 Bad Kreuznach Germany